


72 Easy To Make Snowflake Patterns: The Ultimate Guide to Creating Beautiful Winter Decorations

As the winter season approaches, it's time to bring the magic of the outdoors inside. One of the most classic and charming ways to do this is by creating beautiful snowflake decorations. Whether you're looking to adorn your home, classroom, or office, our collection of 72 easy-to-make snowflake patterns has something for everyone. These intricate designs will transform any space into a winter wonderland, adding a touch of elegance and festive cheer.



Snowflakes for all Seasons: 72 Fold & Cut Paper Snowflakes: 72 Easy-To-Make Snowflake Patterns

by Cindy Higham

★★★★☆ 4.3 out of 5

Language : English
File size : 4411 KB
Text-to-Speech : Enabled
Screen Reader : Supported
Enhanced typesetting : Enabled
X-Ray : Enabled
Word Wise : Enabled
Print length : 80 pages



Materials You'll Need

- Paper (regular or origami paper works best)

- Scissors
- Pencil or pen (optional)

Step-by-Step Instructions

1. Fold the paper in half diagonally to form a triangle.
2. Fold the triangle in half again to form a smaller triangle.
3. Fold the triangle in half again to form an even smaller triangle.
4. Cut a small notch out of the middle of the bottom edge.
5. Unfold the paper and begin cutting out your snowflake design.

Tips for Creating Beautiful Snowflakes

- Use sharp scissors to ensure clean cuts.
- Take your time and be patient. The more intricate the design, the longer it will take to cut out.
- Experiment with different types of paper. Heavier paper will create a more durable snowflake, while lighter paper will be easier to cut.
- Add embellishments to your snowflakes, such as glitter, sequins, or beads.


Printable Snowflake Patterns

For your convenience, we have provided printable templates for all 72 of our snowflake patterns. Simply click on the links below to download the PDFs.

- [Snowflake Patterns 1-12](#)

- Snowflake Patterns 13-24
- Snowflake Patterns 25-36
- Snowflake Patterns 37-48
- Snowflake Patterns 49-60
- Snowflake Patterns 61-72

We hope you enjoy creating these beautiful snowflake decorations. Whether you're a seasoned crafter or a beginner, our easy-to-follow instructions and printable templates will make the process enjoyable and rewarding. So gather your materials, put on some festive music, and let your creativity flow as you bring the magic of winter into your home.



Snowflakes for all Seasons: 72 Fold & Cut Paper Snowflakes: 72 Easy-To-Make Snowflake Patterns

by Cindy Higham

★★★★☆ 4.3 out of 5

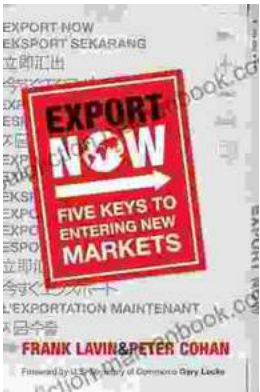
Language : English
File size : 4411 KB
Text-to-Speech : Enabled
Screen Reader : Supported
Enhanced typesetting : Enabled
X-Ray : Enabled
Word Wise : Enabled
Print length : 80 pages





Naruto Vol. 27: Departure - An Epic Saga of Courage and Adventure

Overview Naruto Vol. 27, titled "Departure," is the 27th installment in the popular Naruto manga series created by Masashi Kishimoto. The...



Export Now: Five Keys to Entering New Markets

Are you looking to expand your business into new markets? If so, you'll need to have a solid export strategy in place. In this article, we'll discuss five key factors that you...